

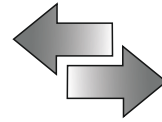
はずる HUZZLE

TM
®

Huzzle Cast Hook

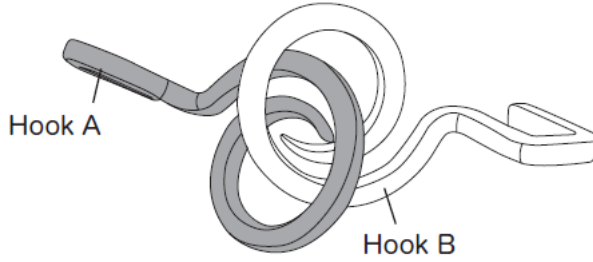


Assembled

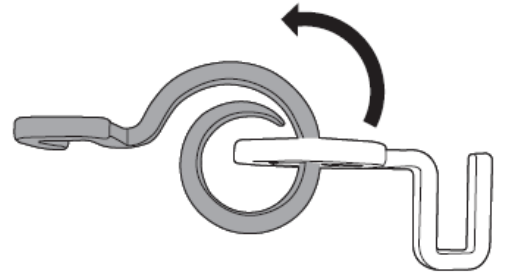


Disassembled

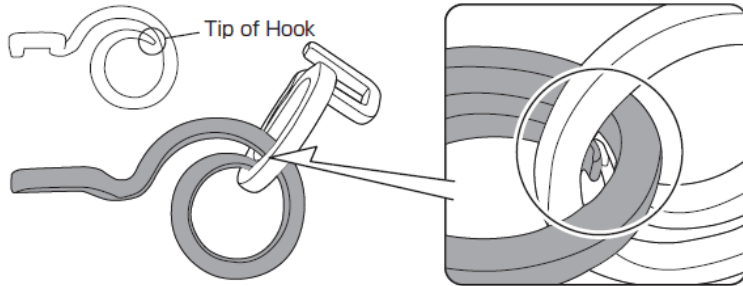
- 1 The names of the puzzle parts are shown below.
It is easy to solve, if you do keep Hook A fixed in horizontal position.
※ Hook A and B are totally identical shape.



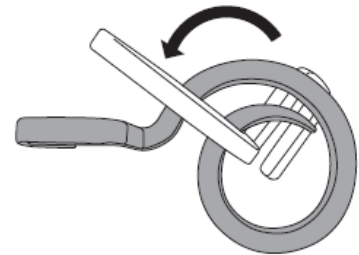
- 2 Start position.



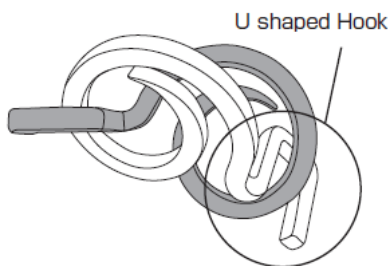
- 3 Put Tip of Hook B onto Tip of Hook A, just like shown in below.
And slide Hook B toward to Hook A with pushing backwards.



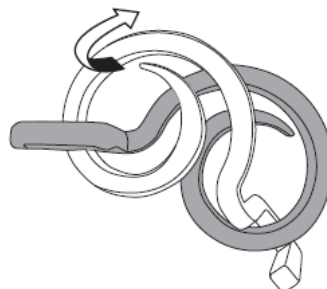
- 4



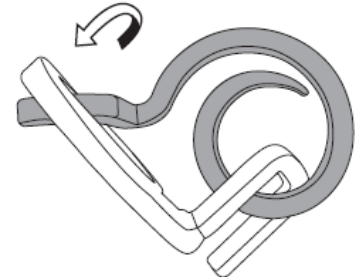
- 5 Hooking Hook B into Hook A...



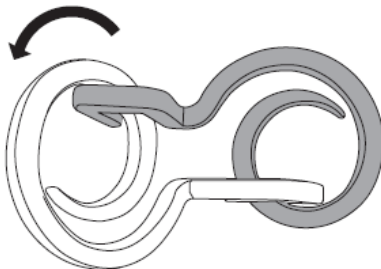
- 6 Bring and turning Hook B toward to back.



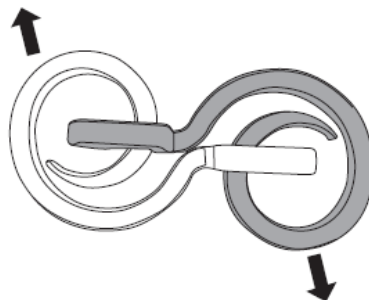
- 7 Bring and turning Hook B toward to front.



- 8 Keep bring and turning Hook B to downward.



- 9 Slide Hook A to the front and Hook B to the back.



- 10 And they come apart.



Designer: Veas Timonen (FIN)

© 2009, 2018 Hanayama Co., Ltd.
All Rights Reserved



Exclusive European distribution
by Eureka bvba - 2800 Mechelen, Belgium